

Mastercam Software Extension



Mastercam[®]

Table of Contents

1. Product Information
2. User Guide
3. Contact

Product Information

Product Name : Byte Automation for Mastercam

Product Description: Executes a .NET script in C-Sharp, VB.NET or Python.

Software Version : Mastercam 2022 (For older versions of the software, please contact sales@theebyte.com)

Version : 1.0.0.1

Number Of Seats : 1

License Type : Perpetual

License Duration : Unlimited

License : Mill Entry, Mill 2D, Mill 3D, Router Entry, Router 2D, Router 3D.

Release Date : 06-11-2022

User Guide

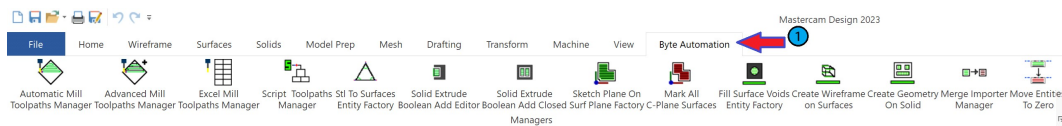
Step 1.

Open Mastercam 2023 by either searching for it in the start menu or by using the Desktop shortcut.



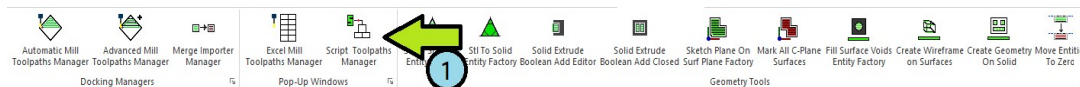
Step 2.

Select the Byte Automation tab to view the main menu.



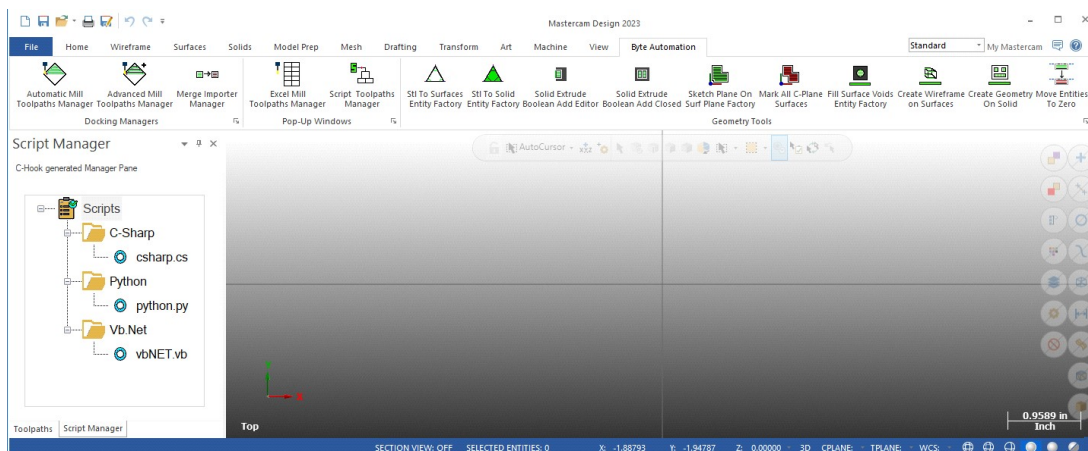
Step 3.

Select the Script Manager Button to create the Script Manager window.



Step 4.

Select the Script Manager window's Tab from the Manager Pane area.

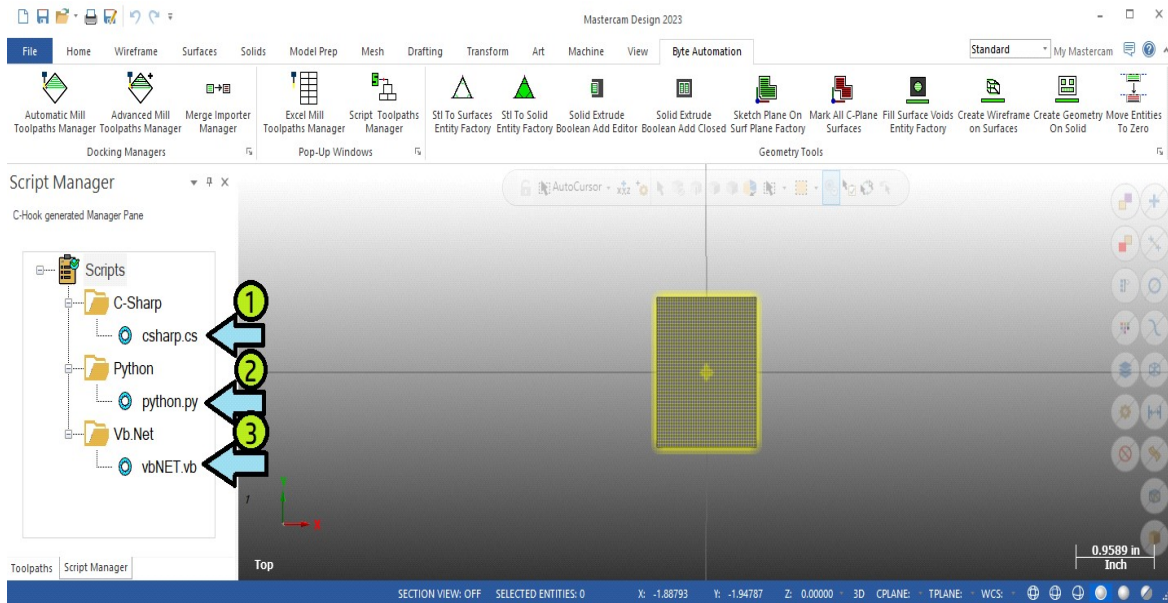


User Guide

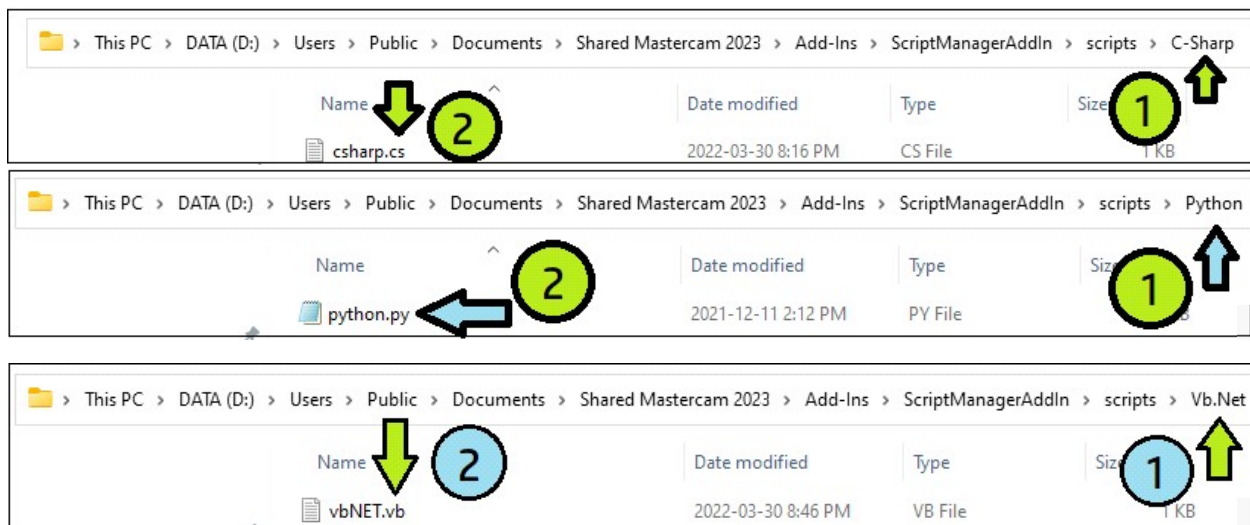
Step 5.

Select a Script to execute in Vb.Net, Python, or C-Sharp based on the file extension.

Each example script selects all the geometry in the file.



Additional script files can be added to the folder shown below.



Contact

Email: sales@theebyte.com

Website: www.theebyte.com

Business Partner

Mastercam[®]

